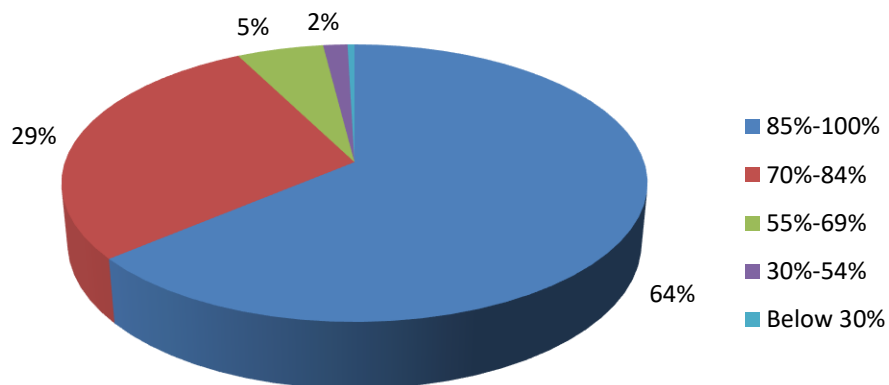




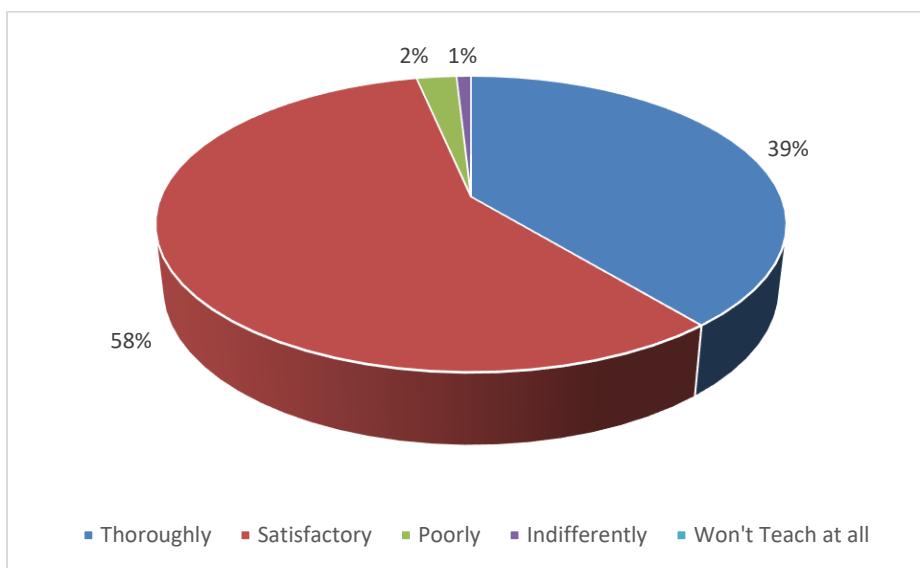
## ANALYSIS OF STUDENT SATISFACTION SURVEY AND ACTION TAKEN REPORT (2023-24)

### STUDENT SATISFACTION SURVEY

#### 1. How much of the syllabus was covered in the class?

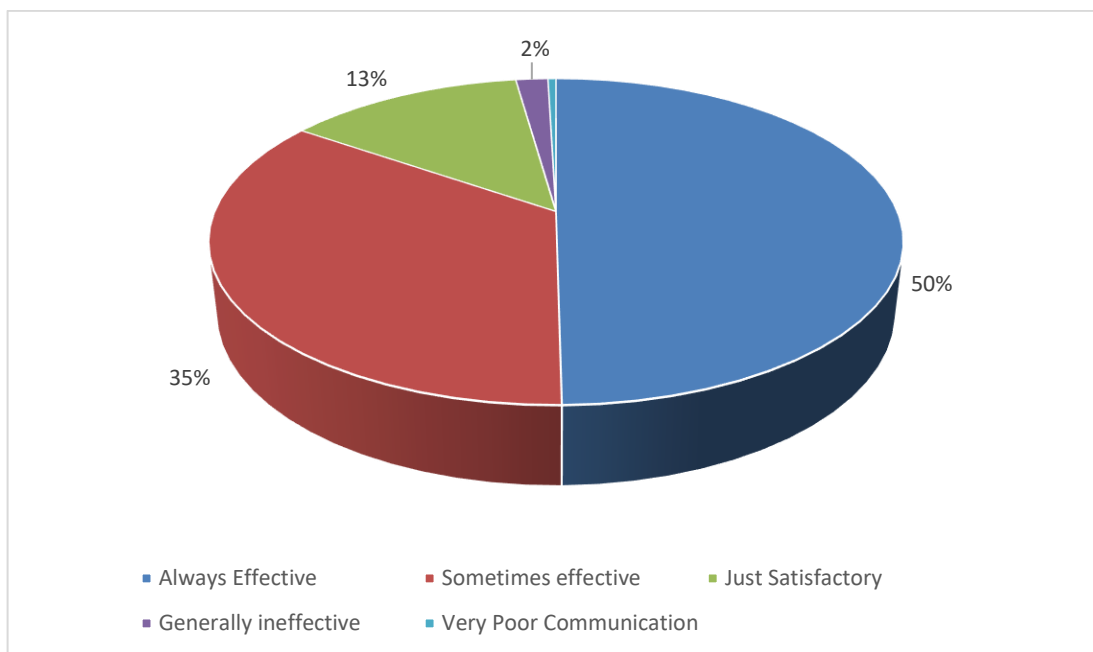


#### 2. How well did the teachers prepare for the classes?

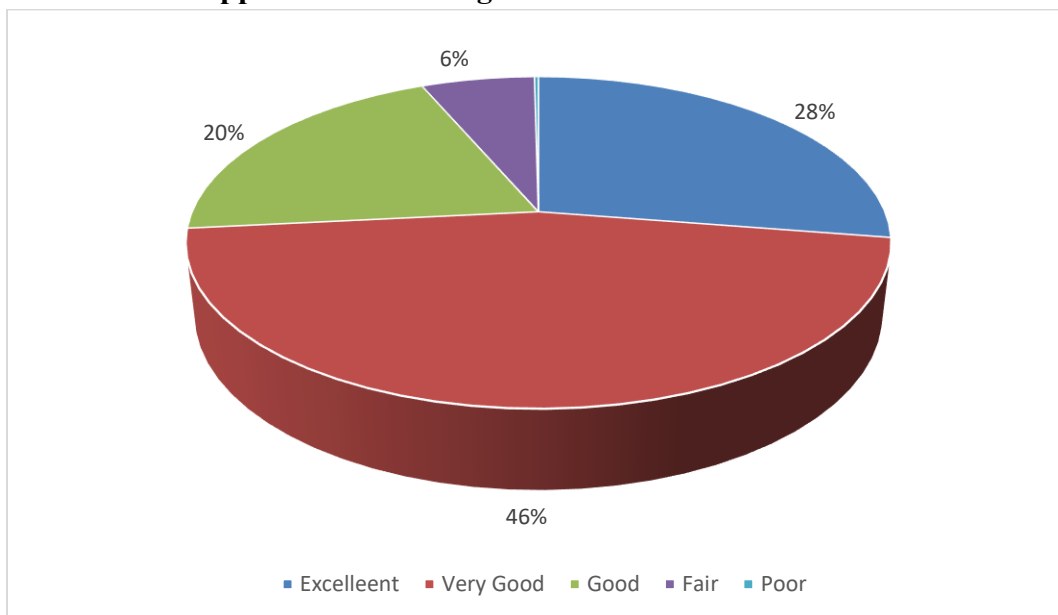




### 3. How well were the teachers able to communicate?

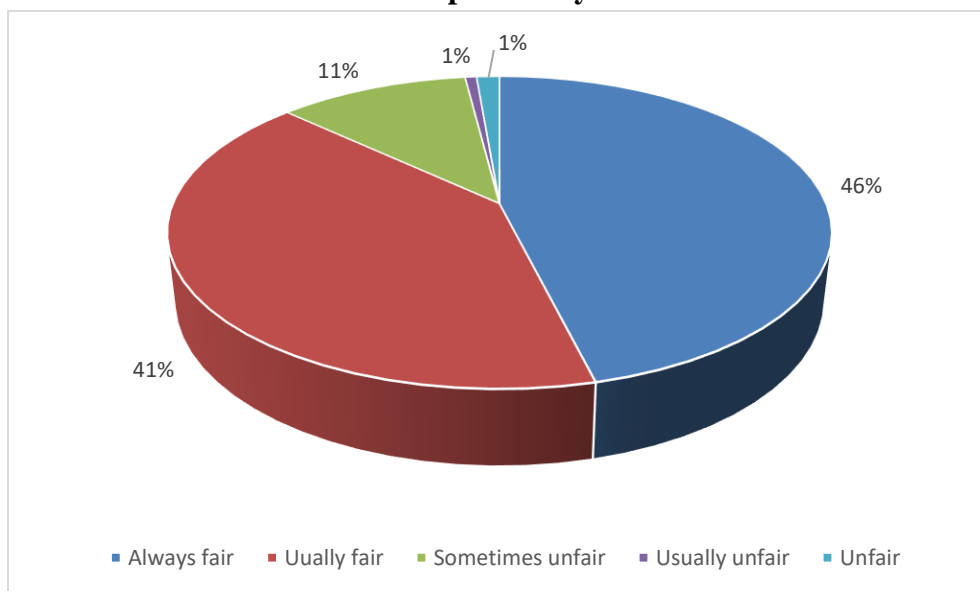


### 4. The teacher's approach to teaching can best be described as

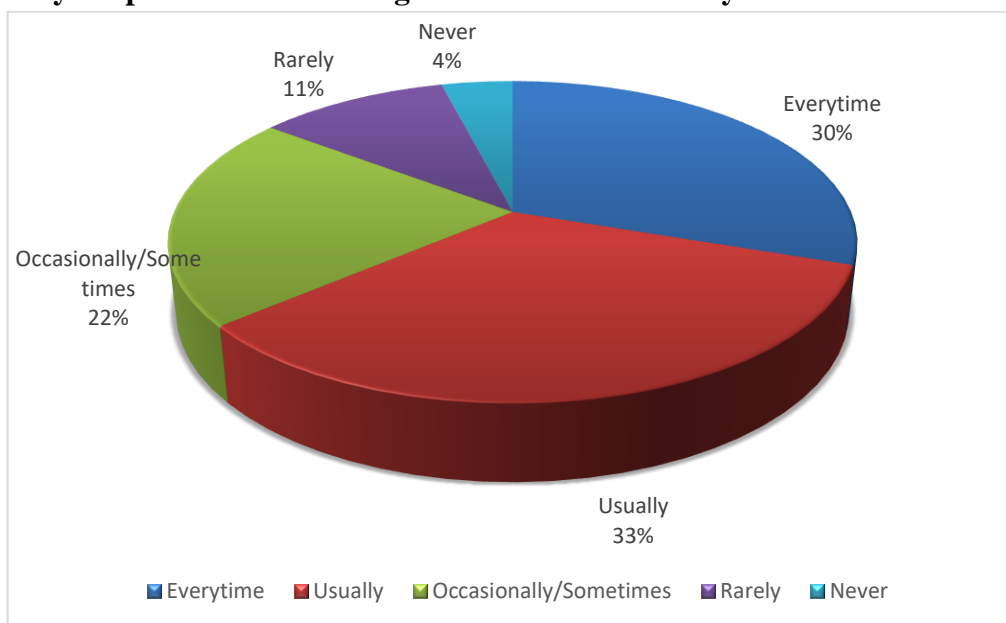




**5. Fairness of the internal evaluation process by the teachers.**

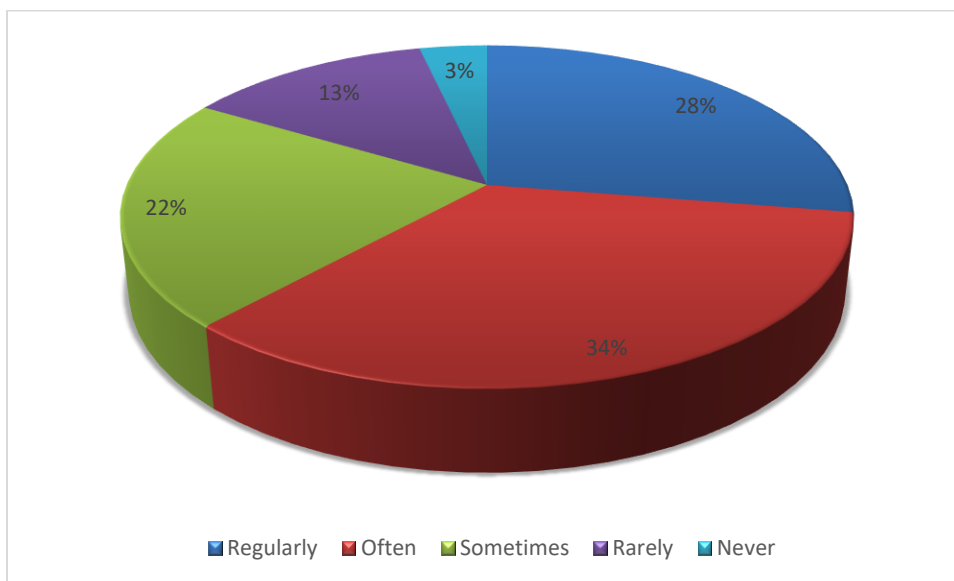


**6. Was your performance in assignments discussed with you?**

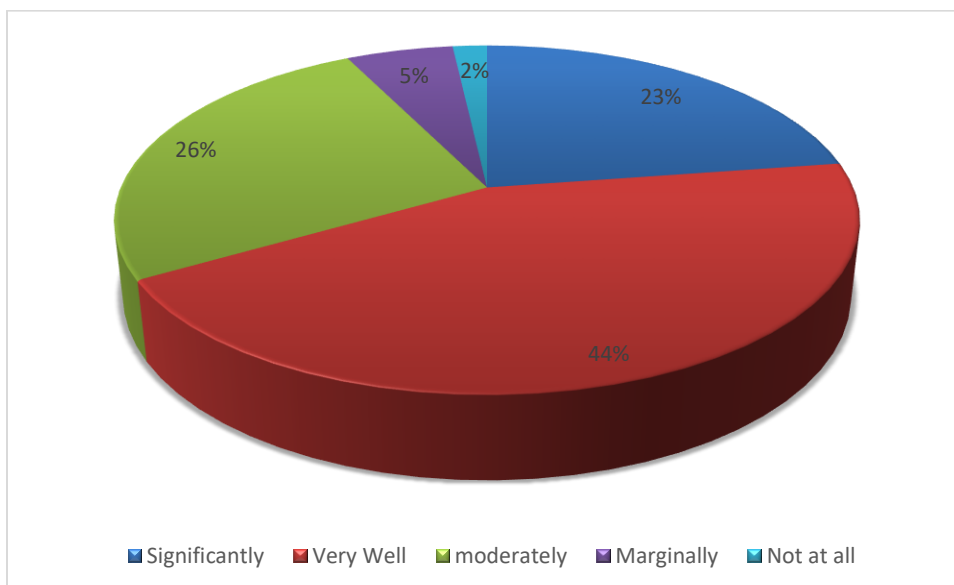




7. The institute takes active interest in promoting internship, student exchange, field visit opportunities for students.

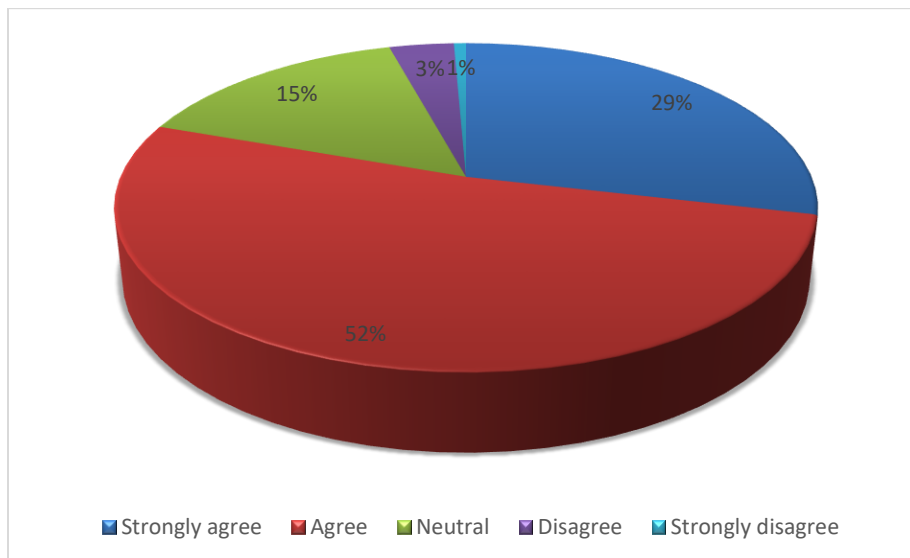


8. The teaching and mentoring process in your institution facilitates you in cognitive, social and emotional growth.

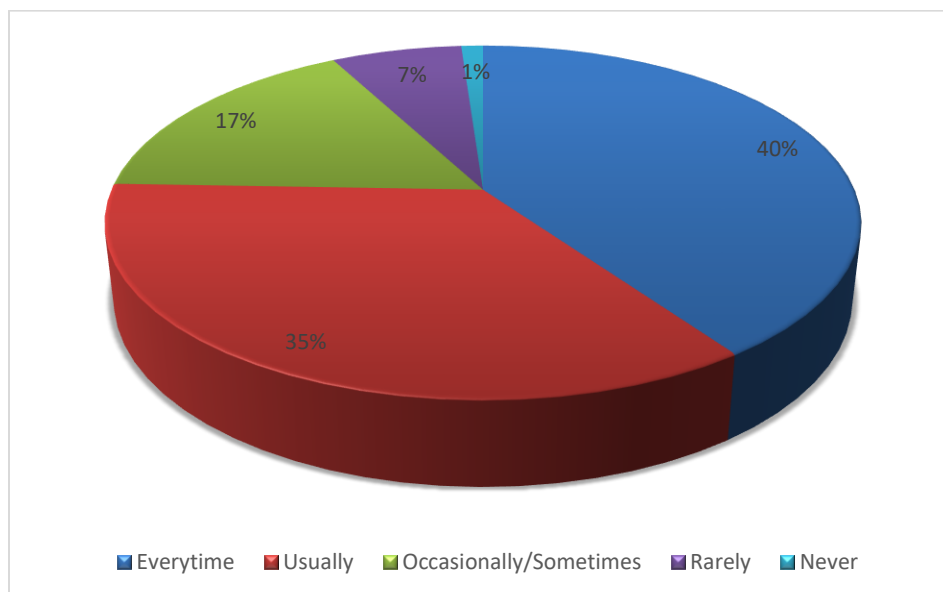




**9. The institution provides multiple opportunities to learn and grow.**

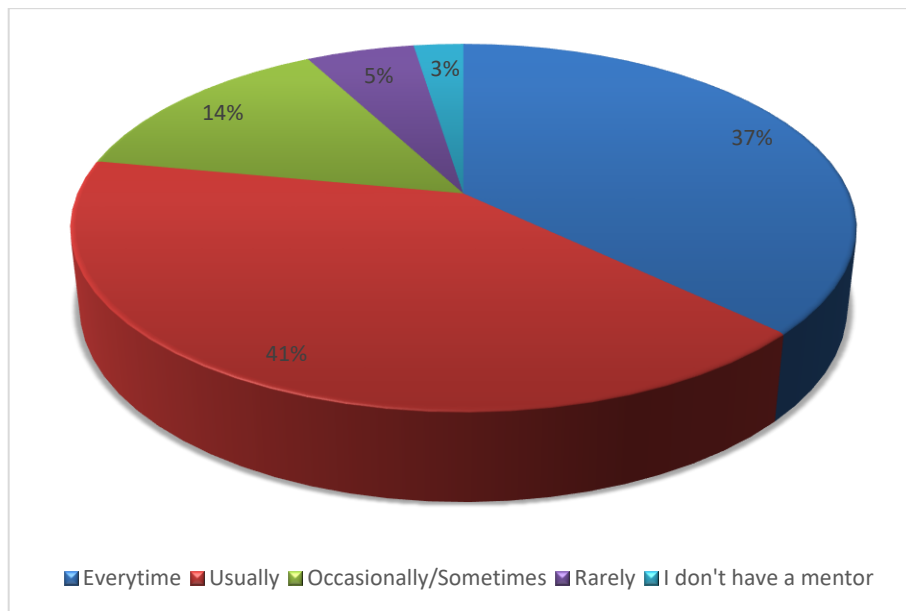


**10. Teachers inform you about your expected competencies, course outcomes and programme outcomes.**

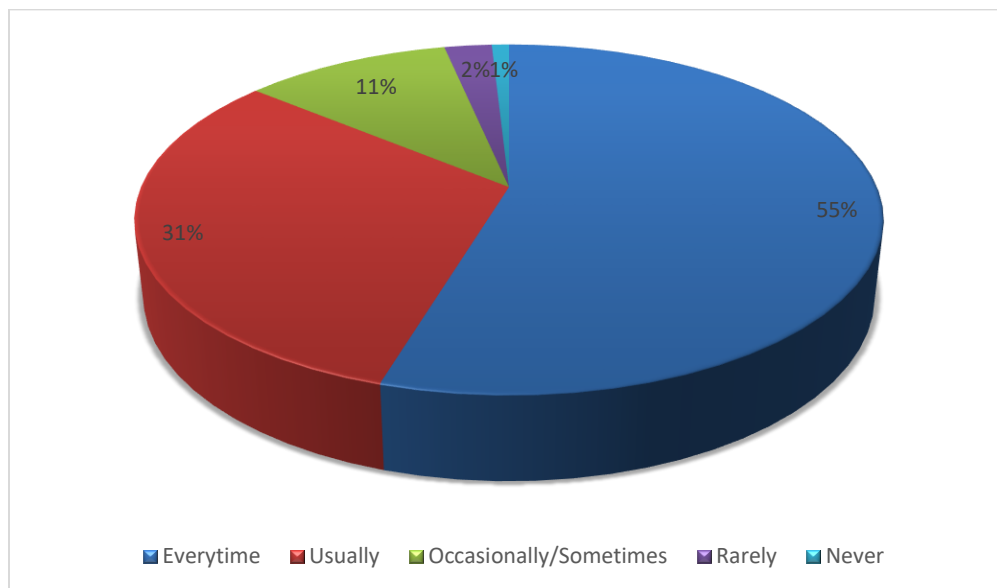




**11. Your mentor does a necessary follow-up with an assigned task to you**

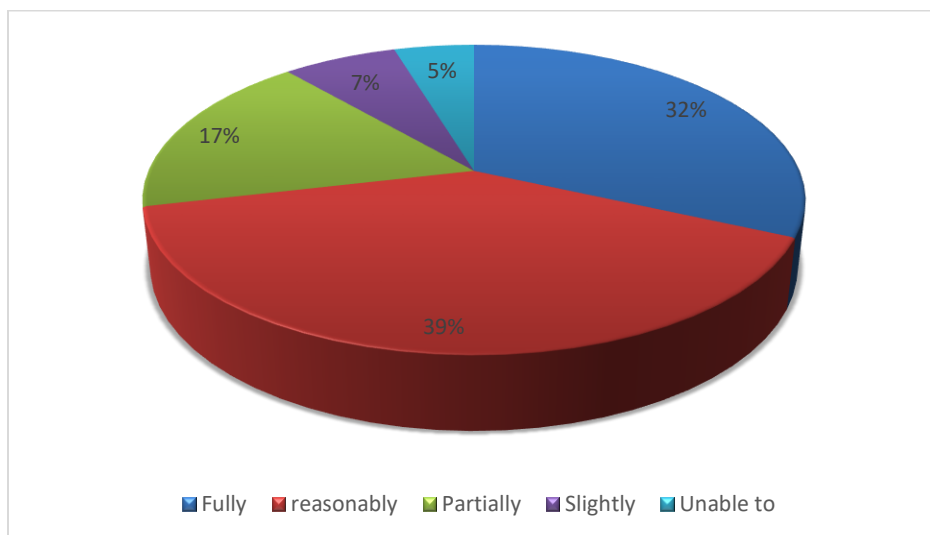


**12. The teachers illustrate the concepts through examples and applications**

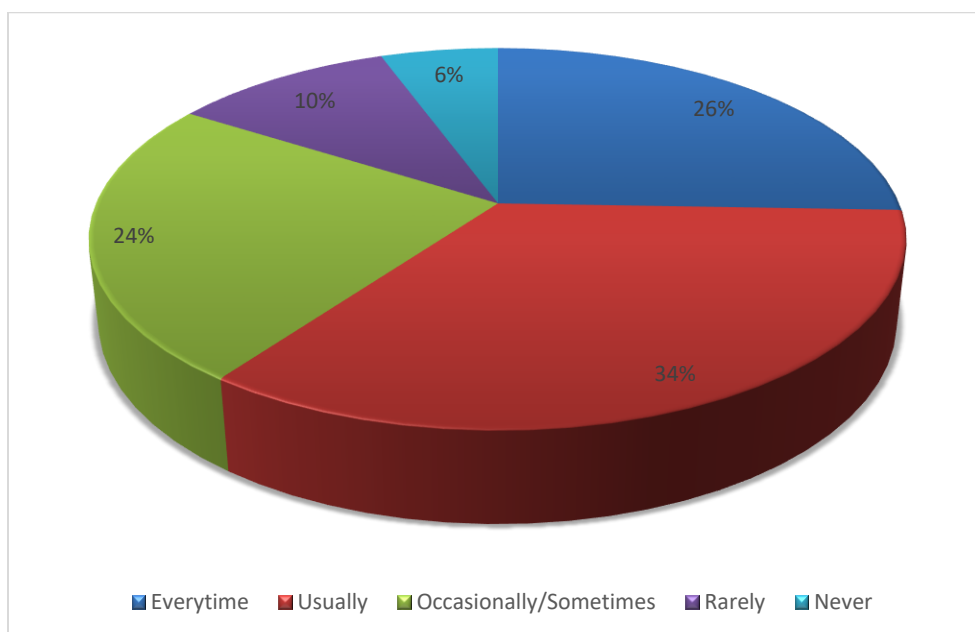




**13. The teachers identify your strengths and encourage you with providing right level of challenges.**

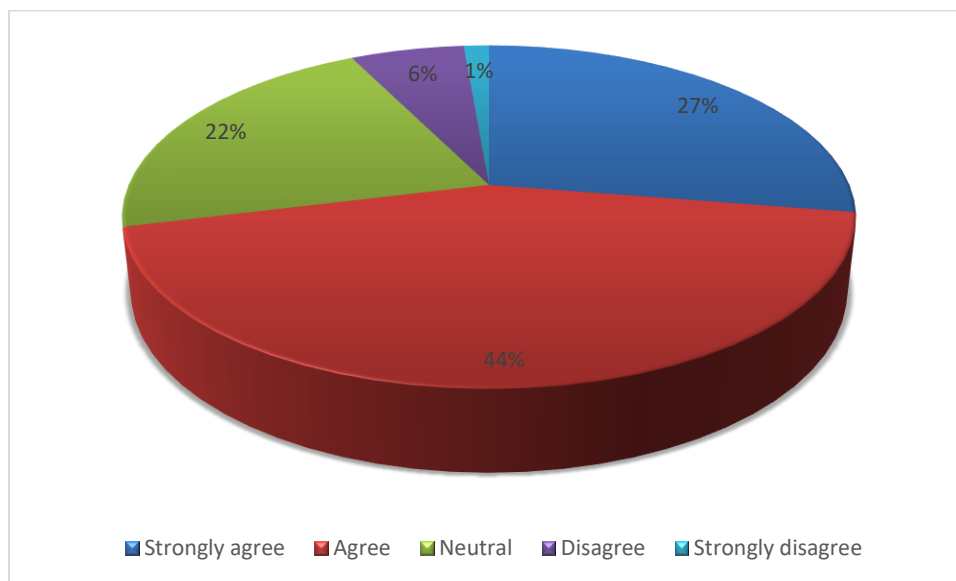


**14. Teachers are able to identify your weaknesses and help to overcome them**

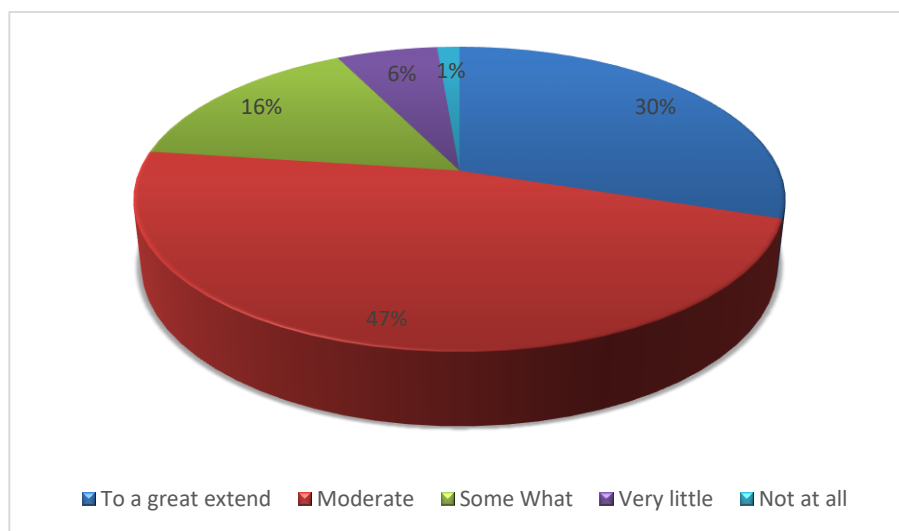




**15. The institution makes effort to engage students in the monitoring, review and continuous quality improvement of the teaching learning process.**



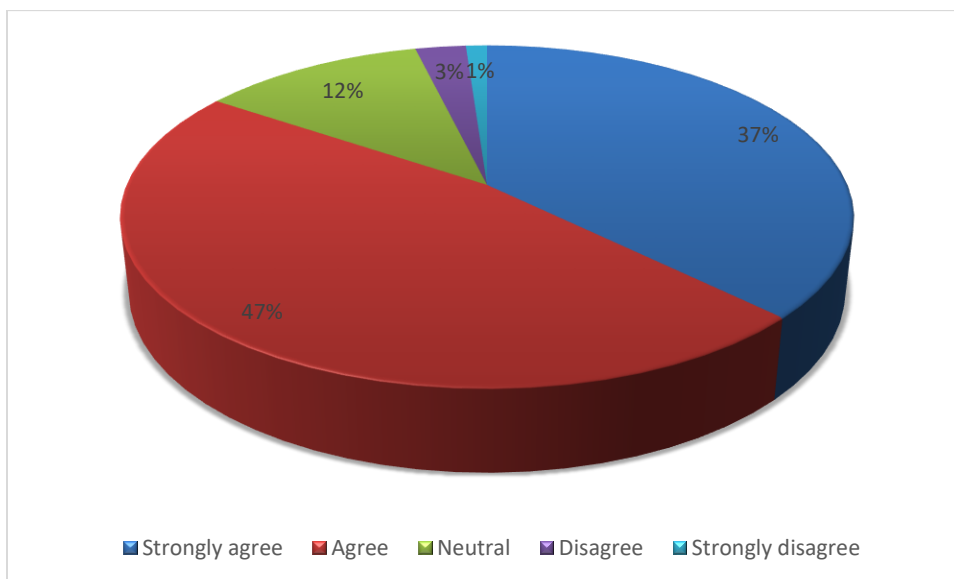
**16. The institute/teachers use student centric methods, such as experiential learning, participative learning and problem solving methodologies for enhancing learning experiences.**



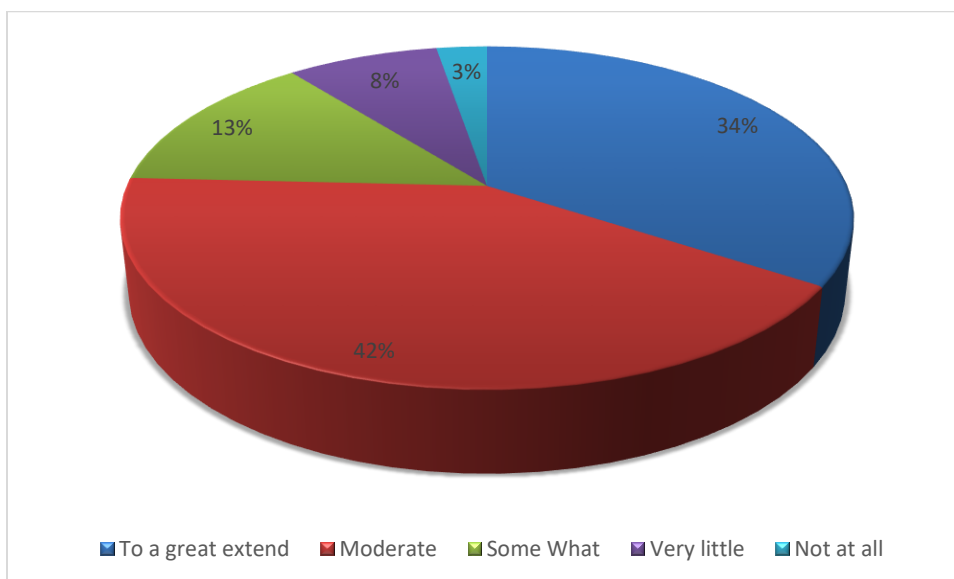




**17. Teachers encourage you to participate in extracurricular activities**

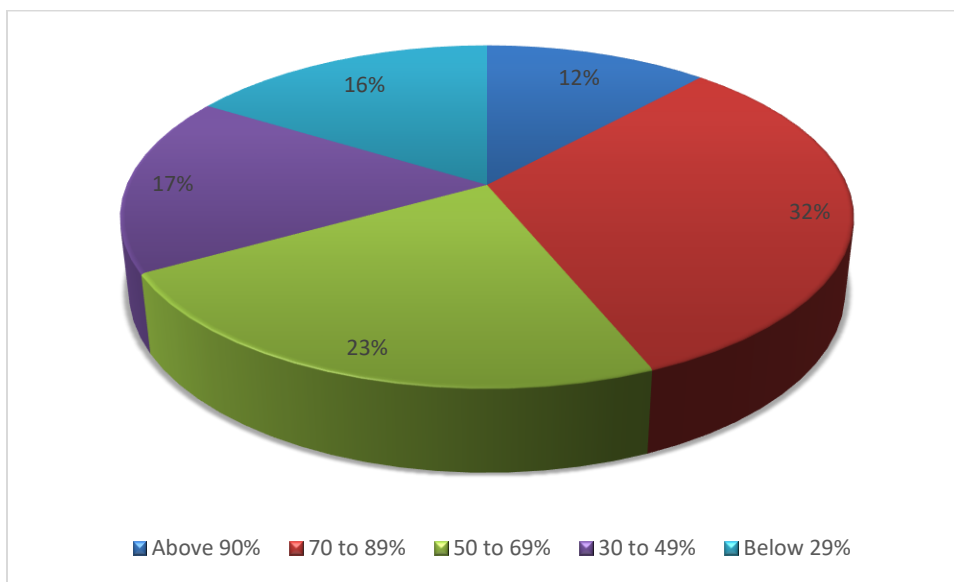


**18. Efforts are made by the institution/teachers to inculcate soft skills, life skills and employability skills to make you ready for the world of work.**

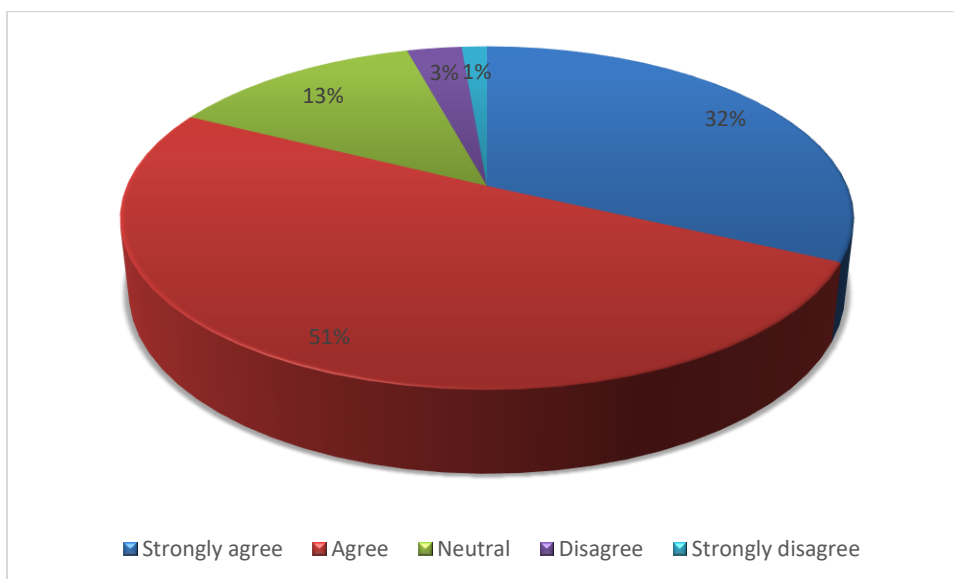




**19. What percentage of the teachers use ICT tools such as LCD projectors, Multimedia, etc. while teaching.**



**20. The overall quality of teaching-learning process in your institute is very good.**





## **STUDENT SATISFACTION SURVEY FEEDBACK ANALYSIS**

1. Most of the students agreed that the syllabus was consistently covered on time in class. They found their teachers well-prepared and praised their effective communication. Students described the teaching approach as commendable, with many appreciating the fairness of the internal evaluation process.
2. Students noted that their assignment performance is regularly discussed, creating a culture of continuous feedback. They also recognized the institute's active efforts to promote internships, and field visit opportunities, which enhance their academic and professional growth.
3. Most students felt that the institution's teaching and mentoring practices contribute significantly to their cognitive, social, and emotional development. They acknowledged the variety of opportunities for learning and growth offered by the institution. Teachers consistently communicate expected competencies, course outcomes, and program outcomes.
4. The use of practical examples and applications by teachers was widely appreciated. Students felt that teachers recognize their strengths and challenge them accordingly, while also helping them address their weaknesses.
5. Students also appreciated the institution's engagement in monitoring and improving the teaching-learning process. However, they identified a need for more student-centric methods, such as experiential and participative learning, to further enrich their educational experiences.
6. Many students felt encouraged by teachers to participate in extracurricular activities. While efforts to develop soft skills, life skills, and employability were recognized, students felt that more could be done in this area.
7. Many students also highlighted the effective use of ICT tools, such as projectors and multimedia, in the classroom. Overall, students rated the quality of teaching and learning in their institution as very good.



## **ACTION TAKEN REPORT: STUDENT SATISFACTION SURVEY**

### **1. Syllabus Coverage:**

**Feedback:** Many students agreed that the syllabus was consistently covered on time in class.

**Action Taken:** Continued adherence to academic timelines is ensured through regular monitoring of course progress. Faculty meetings have been scheduled to review and address any potential delays in syllabus completion.

### **2. Teacher Preparation and Communication:**

**Feedback:** Students praised teachers for their preparation and effective communication in the classroom.

**Action Taken:** Regular revision of lesson plans to be done to improve teaching preparedness for the class.

### **3. Transparency in Internal Evaluation:**

**Feedback:** Many students appreciated the fairness of the internal evaluation process.

**Action Taken:** The institution will continue to uphold transparent and fair evaluation practices.

### **4. Assignment Feedback:**

**Feedback:** Students noted that their assignment performance is regularly discussed, creating a culture of continuous feedback.

**Action Taken:** A feedback system has been implemented, ensuring that every student receives timely feedback on assignments.

### **5. Internship and Field Opportunities:**

**Feedback:** Students recognized the institute's active efforts to promote internships, student exchanges, and field visit opportunities.

**Action Taken:** The Placement officer has been tasked with expanding internship and field visit opportunities through stronger industry partnerships and collaborations with other institutions.

### **6. Teaching and Mentoring:**

**Feedback:** Most students felt that teaching and mentoring practices contributed significantly to their cognitive, social, and emotional development.

**Action Taken:** Mentorship programs have been expanded to cover more personalized student support, ensuring mentors address both academic and personal growth areas.

### **7. Practical Examples and Applications:**

**Feedback:** The use of practical examples and applications by teachers was widely appreciated.

**Action Taken:** Faculty has been encouraged to integrate more real-world applications and case studies into their lessons.



#### **8. Student-Centric Methods:**

**Feedback:** Students identified a need for more student-centric methods, such as experiential and participative learning.

**Action Taken:** Faculty members will be organising more experiential learning opportunities, such as problem-based learning, collaborative projects and field visits.

#### **9. Extracurricular Activities:**

**Feedback:** Many students felt encouraged to participate in extracurricular activities, but believed that efforts to develop soft skills and employability could be improved.

**Action Taken:** Lectures on soft skills and employability are organised from time to time and integrated into the extracurricular activities. Workshops on resume building, interview skills, and professional networking have been introduced.

#### **10. ICT Tools in Teaching:**

**Feedback:** Many students highlighted the effective use of ICT tools, such as projectors and multimedia, in the classroom.

**Action Taken:** The institution will continue to invest in advanced ICT tools and training for faculty. Students have been directed to register for digital learning platforms to further enhance the teaching-learning experience.

#### **11. Overall Quality of Teaching-Learning Process:**

**Feedback:** Students rated the overall quality of teaching and learning in the institution as very good.

**Action Taken:** Continuous quality improvement initiatives will be sustained, with a focus on incorporating student feedback into curriculum planning and teaching strategies.